

## Access



Codes are sent 30 days before opening night



Receive five editor seats (viewer included)



Integrates with any paid QLab license

## Getting Started



Receive your access codes via email

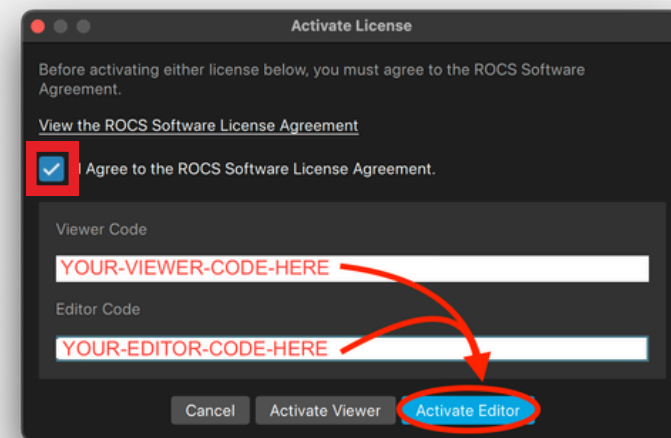


Download Stage|Tracks on your computer



Enter both access codes to activate

### Viewer & Editor Code




## QLab Paid License

QLab is available only on Mac. You must have a **paid license** to use the integration.



## Download the QLab Workspace



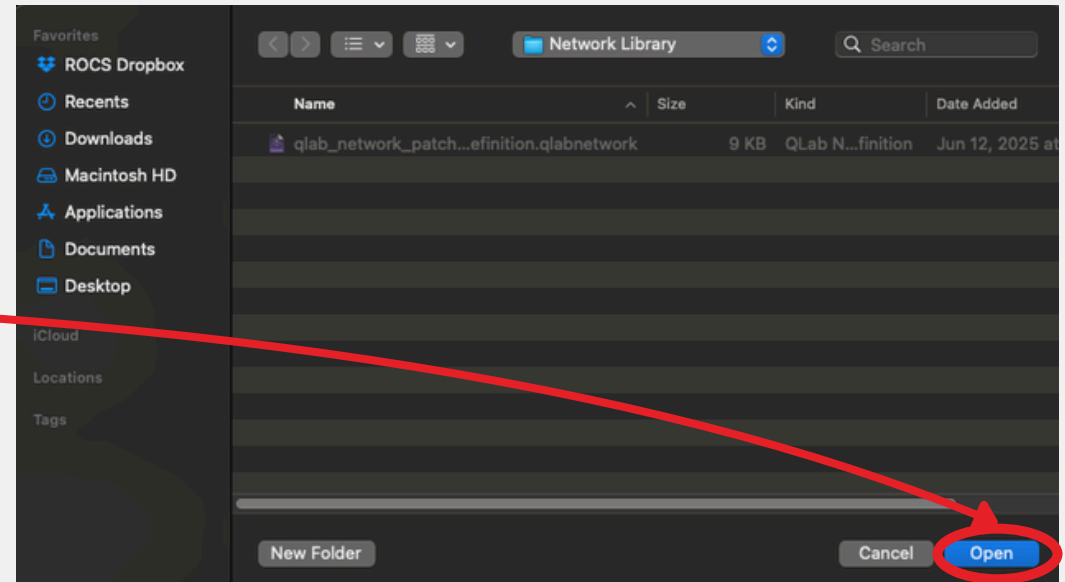
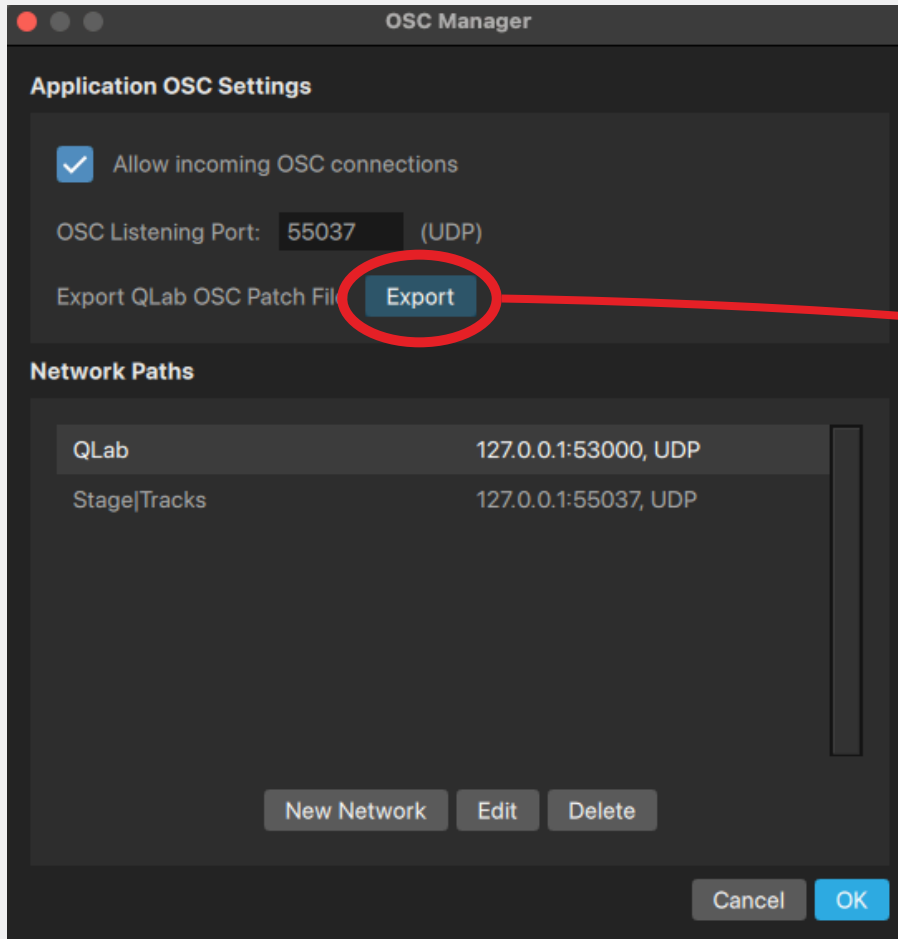
[QLab 4 Workspaces](#)



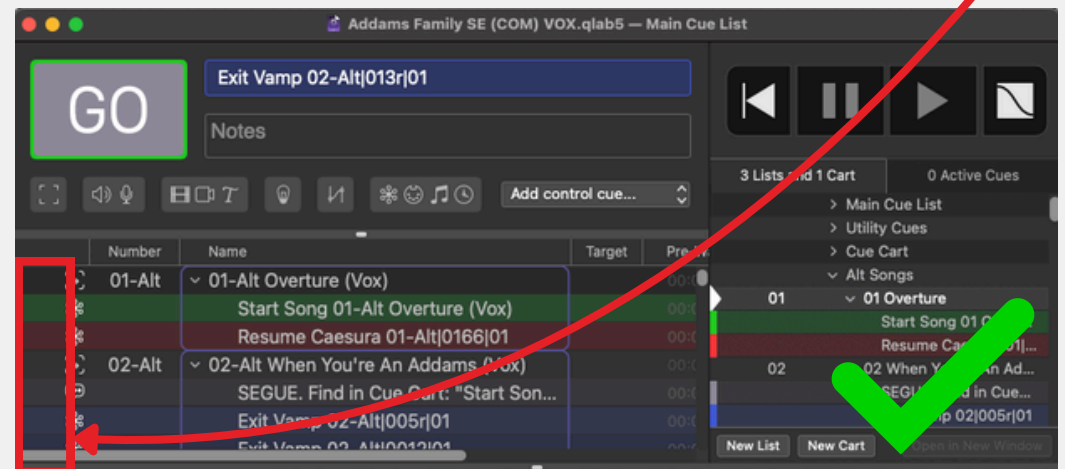
[QLab 5 Workspaces](#)

1. In the Stage|Tracks menu, click on “Tools” > “OSC Manager.”
2. Click on “Export” and select “Open” to save the network patch.

## Integration Setup

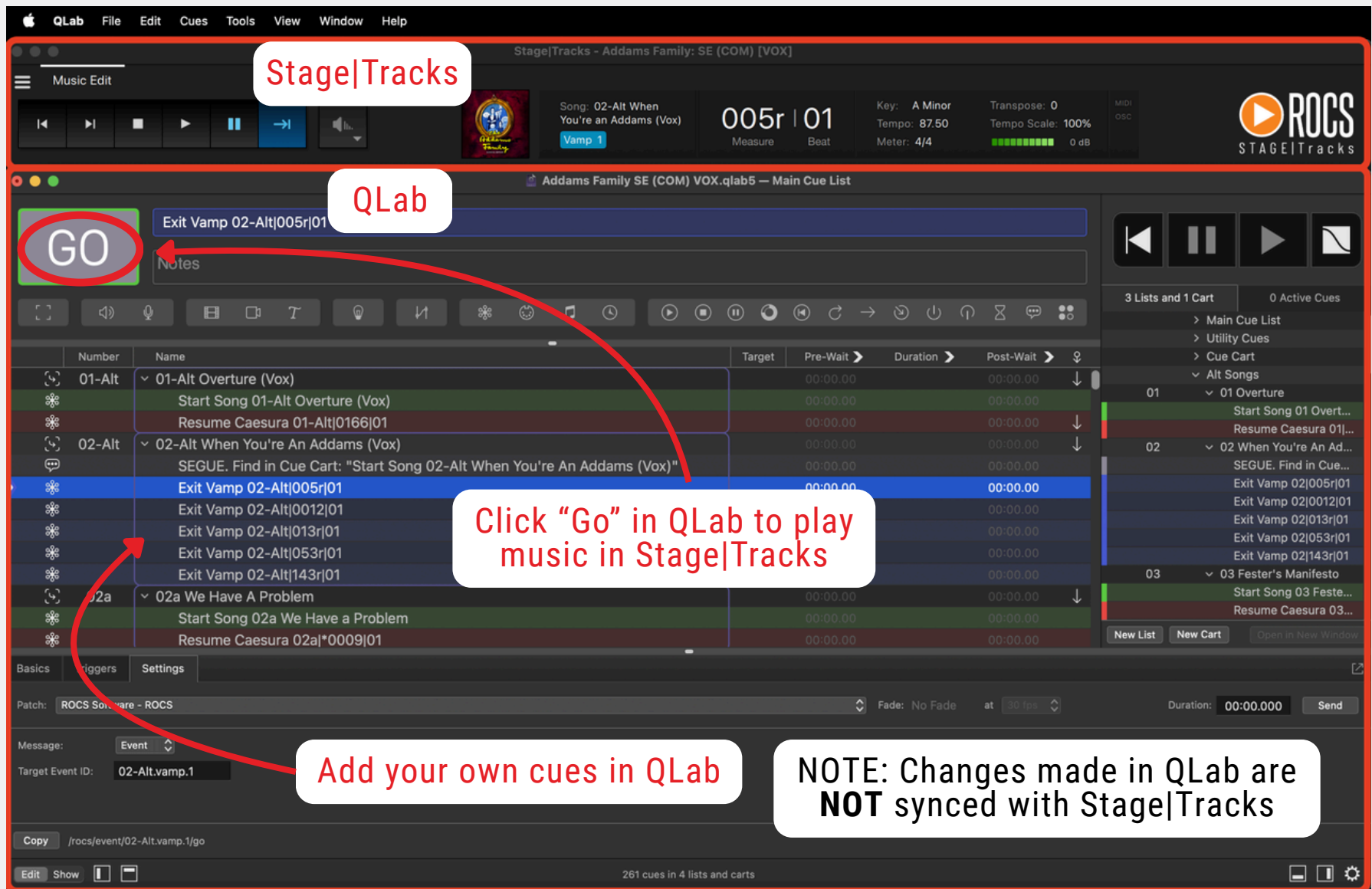


3. In QLab, open the workspace to make sure there are no red Xs.



## Recommended Layout

We recommend having Stage|Tracks behind QLab so you know when to trigger / advance the cues in QLab.



**Stage|Tracks**

**QLab**

**GO**

**Exit Vamp 02-Alt|005r|01**

**Click "Go" in QLab to play music in Stage|Tracks**

**Add your own cues in QLab**

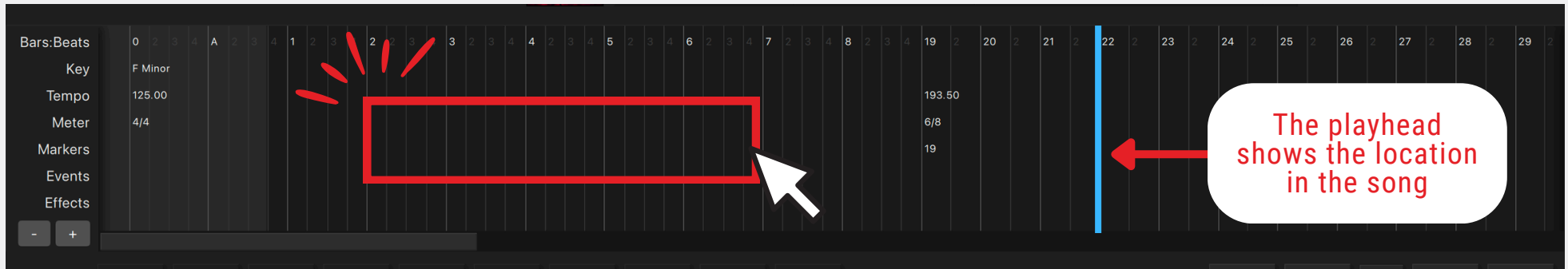
**NOTE: Changes made in QLab are NOT synced with Stage|Tracks**

Number	Name	Target	Pre-Wait	Duration	Post-Wait
01-Alt	01-Alt Overture (Vox)		00:00.00		00:00.00
	Start Song 01-Alt Overture (Vox)		00:00.00		00:00.00
	Resume Caesura 01-Alt 0166 01		00:00.00		00:00.00
02-Alt	02-Alt When You're An Addams (Vox)		00:00.00		00:00.00
	SEGUE. Find in Cue Cart: "Start Song 02-Alt When You're An Addams (Vox)"		00:00.00		00:00.00
	<b>Exit Vamp 02-Alt 005r 01</b>		00:00.00		00:00.00
	Exit Vamp 02-Alt 0012 01				00:00.00
	Exit Vamp 02-Alt 013r 01				00:00.00
	Exit Vamp 02-Alt 053r 01				00:00.00
	Exit Vamp 02-Alt 143r 01				00:00.00
02a	02a We Have A Problem		00:00.00		00:00.00
	Start Song 02a We Have A Problem		00:00.00		00:00.00
	Resume Caesura 02a *0009 01		00:00.00		00:00.00

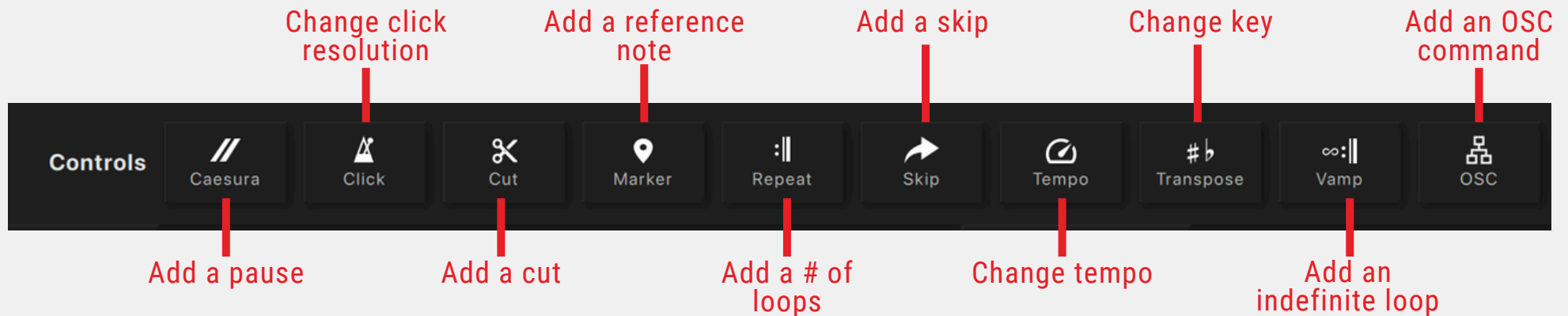


1. In Stage|Tracks, click and / or drag in the timeline to select.

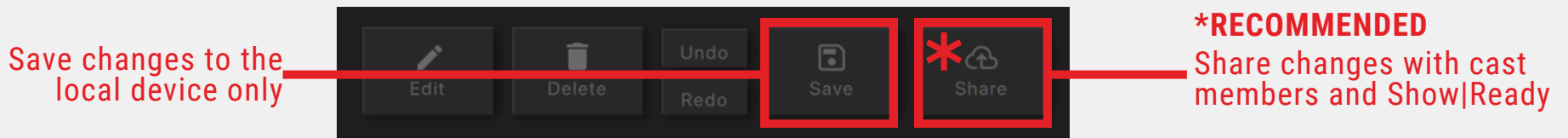
## Making Edits



2. Select any event control and click "OK" to save.

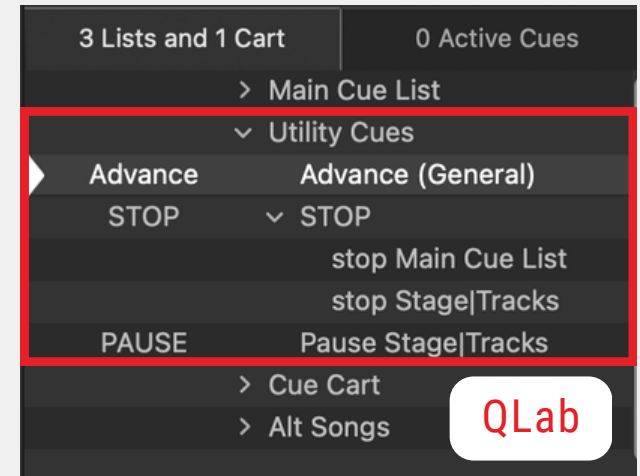


3. Share changes with cast members & Show|Ready. **Changes in ST are NOT synced with QLab.**



## Utility Cues in QLab

Utility cues are keyboard shortcuts in QLab to help you control Stage|Tracks. They are included in every pre-built Workspace.





**Stop**  
(back quote)

**Pause/Resume**  
(number 1)




**Advance**  
(right arrow)

## Event List Timeline Colors

	Caesura		Skip
	Click		Tempo
	Cut		Transpose
	Repeat		Vamp

## Playlist Playback States

Click on symbol to change:

-  Play Song
-  Skip Song
-  Auto-Play Next Song

## Visit the Support Center



[rightoncueservices.com/support-center](https://rightoncueservices.com/support-center)

## Need Help? Email Us!

Show Access:

[licensing@rightoncueservices.com](mailto:licensing@rightoncueservices.com)

Technical Support:

[cs@rightoncueservices.com](mailto:cs@rightoncueservices.com)